

Powered in North America by:

K2 DIAMOND

[®]
braxx system

WB12

Diamond Wire Saw



This is a serious wire saw!

The braxx WB12S is a frequency controlled, heavy duty, powerful wire saw for production cutting. Incorporating the patented universal guidance system, along with 40' + 13' of diamond wire storage, these saws are designed for pro cutters! Also, the low component weight makes transport and set up quick and easy.



WB 12 Diamond Wire Saw

WB 12 S

This professional diamond wire saw is equipped with a very high torque 13 kW drive motor. Ideal for big wire sawing jobs where pulling power is a must. The saw is equipped with the patented universal linking system with three-wheel wire guide. Coupled with the “new” WB12SMS Control and Compressor unit, this professionally engineered wire saw is ideal for pro cutters around the globe!



TECHNICAL DATA WB 12 S

Power: water-cooled max. 13 kW · 17.4 hp (very high torque)

Voltage: 400 V / 460 V

Current consumption: 32 A

Frequency control range: 0–87 Hz

Wire speed: 2–30 m/sec · 6.5–98.4 ft/sec

Pressure: capacity 8 bar

Dimensions: 1875 x 620 x 820 mm · 73.8 x 24.4 x 32.3 inch

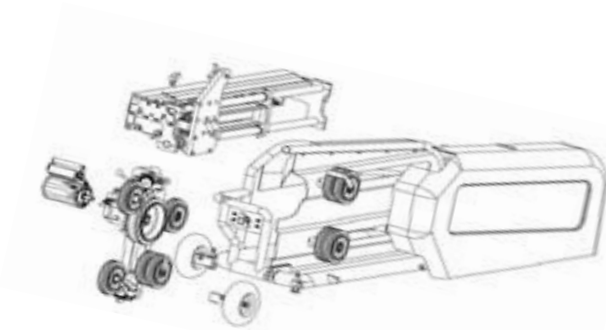
Weight without drive motor: 190 kg · 504.9 lbs

Max. wire storage capacity: 12 + 4 m · 39.4 + 13.1 ft



WB 12 Diamond Wire Saw

Controlled by the newly designed control and compressor unit B12SMS
-> *with separated control and compressor chambers*




Easy to disassemble, and low component weight (max. 123 lbs)
-> *user-friendly and quick and easy to move and set up*

Pneumatic wire tensioning system with the new pneumatic unit
-> *for precise wire control and increase life*

Double profiled drive wheel
-> *no slipping when starting up*



Patented universal linking system with three-wheel wire guide
-> *for pin-point diamond wire control and alignment.*



From 2-30 m/sec adjustable cutting speed
-> *precise settings*

Diamond wire storage with 40' + 13'
-> *made for the challenging wire sawing tasks*

Completely closed wire storage, hollow axles
-> *no wire whipping*



Wall Saw—Wire Saw Conversion Kit

-> *Increased utilization of interchangeable system components*

Circular saw attachment

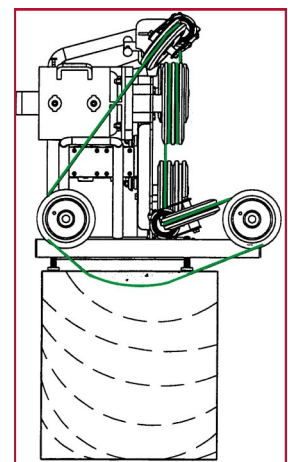
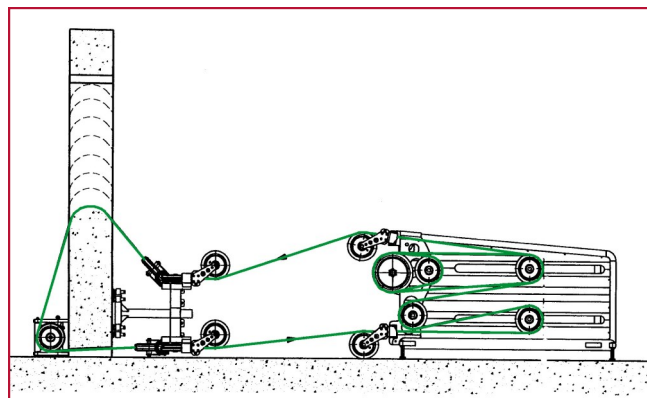
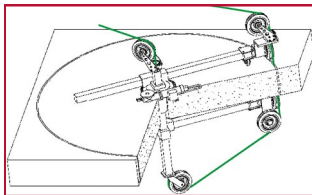
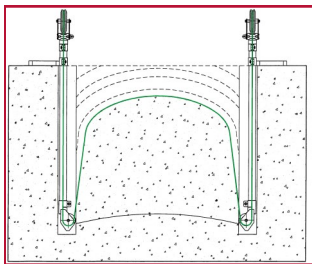

-> *For precise round cut applications*



And Much, Much More !



WB 12 Diamond Wire Saw



Precision engineering and creative design have made the WB12 series diamond wire saw the versatile, high performance cutting machine for Pro Cutters everywhere!

K2 DIAMOND

800 539-6116
www.k2diamond.com